



Budgetary Examples

HydroLogix® System

Splash Pad Data

Total Feature Flow Rate

55 GPM

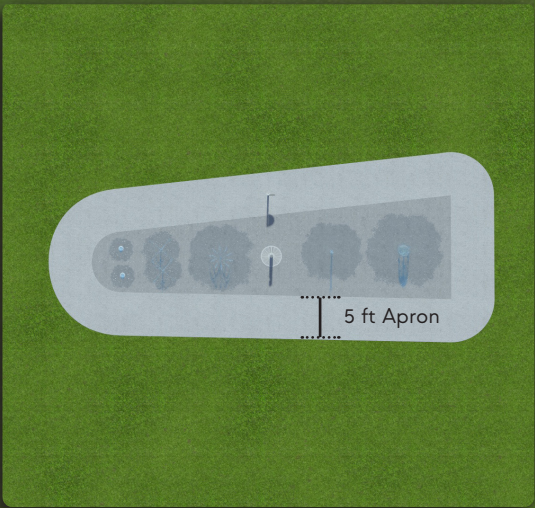
Spray Features

- (2) Bubbler
- Funnel Twist
- Mini Pillar
- (2) Sea Crawler
- Stream Jet

Size of Concrete Pad

Dimensions: 51' 7" x 22' 0"
Total Area: 956 sq. ft.

*This example assists in creating a design direction based on scale of project and number of water elements being considered.



Top View



Budgetary Examples

HydroLogix® System

Splash Pad Data



Top View

Total Feature Flow Rate
55 GPM

Spray Features
(2) Funnel Twist
(2) Junior Water Jewel
(3) Sea Crawler
(2) Stream Jet
(2) Triple Arch Jet

Size of Concrete Pad (Includes 5ft Apron)
Dimensions: 37' 2" Diameter
Total Area: 1,084 sq. ft.

*This example assists in creating a design direction based on scale of project and number of water elements being considered.



Budgetary Examples

HydroLogix® System



Top View

Splash Pad Data

Total Feature Flow Rate
44 GPM

Spray Features
SprayVine with Acrylic
Water Spout
(2) Rooster Spray
(2) Sea Crawler


Size of Concrete Pad
Dimensions: 40' 0" x 20' 0"
Total Area: 800 sq. ft.

*This example assists in creating a design direction based on scale of project and number of water elements being considered.



Budgetary Examples

HydroLogix® System



Splash Pad Data

Total Feature Flow Rate
35 GPM

Spray Features
WhirlFlex Small Rib- Left
WhirlFlex Small Rib- Right
WhirlFlex Medium Rib- Left
WhirlFlex Medium Rib- Right
WhirlFlex Large Rib- Left
WhirlFlex Large Rib- Right
(4) Arch Jet
Stream Jet Triangle

Size of Concrete Pad
Dimensions: 46' 6" x 29' 8"
Total Area: 1,016 sq. ft.

*This example assists in creating a design direction based on scale of project and number of water elements being considered.



Budgetary Examples

HydroLogix® System

Splash Pad Data



Top View

Total Feature Flow Rate
58 GPM

Spray Features
RippleRun Small Rung
SprayStacker
(2) Arch Jet
(2) Mini Pillar
Stream Jet Triangle

Size of Concrete Pad
Dimensions: 54' 9" Diameter
Total Area: 1,769 sq. ft.

*This example assists in creating a design direction based on scale of project and number of water elements being considered.



Budgetary Examples

HydroLogix® System

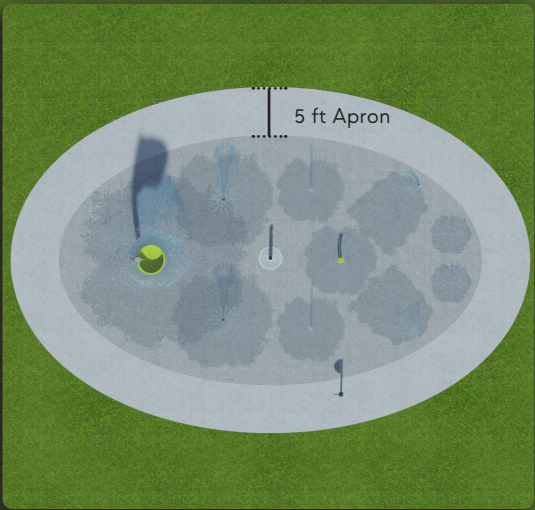
Splash Pad Data

Total Feature Flow Rate
59 GPM

- Spray Features**
- Mini FlashFlood
 - Tot WellSpring
 - (2) Crown Jet
 - (2) Junior Water Jewel
 - (2) Sea Crawler
 - (2) Side Wall Stream

Size of Concrete Pad
Dimensions: 54' 0" x 36' 0"
Total Area: 1,700 sq. ft.

*This example assists in creating a design direction based on scale of project and number of water elements being considered.



Top View





Budgetary Examples

HydroLogix® System

Splash Pad Data

Total Feature Flow Rate
60 GPM

Spray Features
CanopyCluster with Acrylic
(2) GeoMister Medium
WaterWay
(2) Arch Jet
(2) Stream Jet
Stream Jet Triangle

Size of Concrete Pad
Dimensions: 49' 11" x 46' 10"
Total Area: 1,514 sq. ft.

*This example assists in creating a design direction based on scale of project and number of water elements being considered.



Top View





Budgetary Examples

HydroLogix® System

Splash Pad Data

Total Feature Flow Rate
60 GPM

Spray Features

- AquaGather Station
- FloraSpout
- FloraSwirl
- (2) HydroSphere
- SprayStacker
- (2) Sea Crawler
- (2) Stream Jet

Size of Concrete Pad

Dimensions: 49' 9" x 33' 11"
Total Area: 1,570 sq. ft.

*This example assists in creating a design direction based on scale of project and number of water elements being considered.



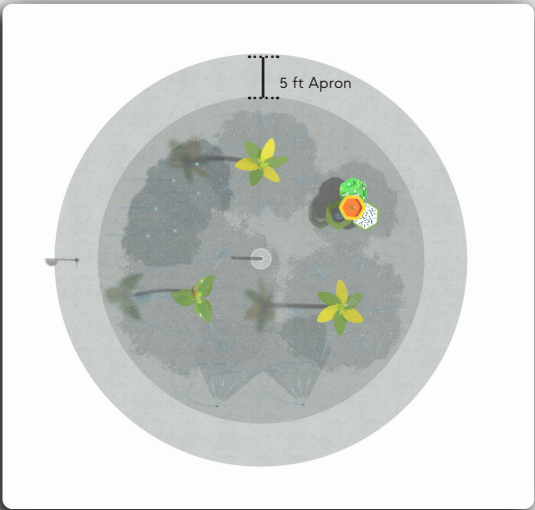
Top View





Budgetary Examples

HydroLogix® System



Top View

Splash Pad Data

Total Feature Flow Rate
52 GPM

Spray Features
AquaGather Station
BloomBurst Rise
BloomBurst Set
LeafCrown
(2) Stream Jet Triangle
(2) Triple Arch Jet

Size of Concrete Pad
Dimensions: 48' 0" Diameter
Total Area: 2,827 sq. ft.

*This example assists in creating a design direction based on scale of project and number of water elements being considered.



Budgetary Examples

Double HydroLogix® System

Splash Pad Data

Total Feature Flow Rate
106 GPM

- Spray Features**
- (2) Funnel Twist
 - (2) Junior Water Jewel
 - (2) Mini Pillar
 - Mini Upward Spray Ring
 - (2) Rooster Spray
 - (3) Sea Crawler
 - (3) Stream Jet
 - (2) Triple Mist Nozzle

Size of Concrete Pad
Dimensions: 66' 2" x 39' 11"
Total Area: 2,124 sq. ft.

*This example assists in creating a design direction based on scale of project and number of water elements being considered.





Budgetary Examples

Double HydroLogix® System

Splash Pad Data

Total Feature Flow Rate
116 GPM

Spray Features
(5) GeoMister Medium
(2) Arch Jet Tunnel
(3) Crown Jet
Curvy Jewel Manifold
Mini Upward Spray Ring
Stream Jet Manifold
(2) Stream Jet Triangle
(6) Triple Arch Jet

Size of Concrete Pad
Dimensions: 72' 0" x 46' 0"
Total Area: 2,610 sq. ft.

*This example assists in creating a design direction based on scale of project and number of water elements being considered.





Budgetary Examples

Double HydroLogix® System

Splash Pad Data

Total Feature Flow Rate
83 GPM

Spray Features

AquaHedra®
(4) HydroSphere
(4) Arch Jet
(2) Crown Jet
Mini Pillar
(2) Sea Crawler
(2) Stream Jet
(4) Triple Mist Nozzle

Size of Concrete Pad

Dimensions: 45' 0" x 35' 0"
Total Area: 1,575 sq. ft.

*This example assists in creating a design direction based on scale of project and number of water elements being considered.





Budgetary Examples

Double HydroLogix® System

Splash Pad Data

Total Feature Flow Rate
113 GPM

- Spray Features**
AquaGather Station
LeafCrown
TotPack Lady Bug
TotPack Turtle
(2) Center Pillar Ring
Curvy Jet Manifold
(2) Junior Water Jewel
(2) Sea Crawler
(2) Stream Jet
(2) Stream Jet Triangle
(2) Triple Arch Jet
(2) Triple Mist Nozzle

Size of Concrete Pad
Dimensions: 109' 9" x 100' 3"
Total Area: 6,092 sq. ft.

*This example assists in creating a design direction based on scale of project and number of water elements being considered.



Top View