



Budgetary Examples

Independent Recirculation System (Not Sequencing)



Splash Pad Data

Total Feature Flow Rate
170 GPM

Spray Features
(10) Arch Jet
(12) Mini Pillar

Size of Concrete Pad
Dimensions: 53' 1" x 33' 6"
Total Area: 1,078 sq. ft.

*This example assists in creating a design direction based on scale of project and number of water elements being considered.



Budgetary Examples

Independent Recirculation System (Not Sequencing)

Splash Pad Data

Total Feature Flow Rate
75 GPM

- Spray Features**
- AquaLogs
 - SeaTrunk
 - Crackle Corn
 - Fan Spray
 - (2) Funnel Twist
 - Geyser
 - (2) Triple Mist Nozzle

Size of Concrete Pad
Dimensions: 42' 0" Diameter
Total Area: 1,385 sq. ft.

*This example assists in creating a design direction based on scale of project and number of water elements being considered.





Budgetary Examples

Independent Recirculation System (Not Sequencing)

Splash Pad Data

Total Feature Flow Rate

130 GPM

Spray Features

AquaBud
GeoMister Large
Mini FlashFlood
RippleRun Large Rung
SprayShroud
SprayStacker
Tot WellSpring
WhirlPad
(2) Arch Jet
(2) Sea Crawler
(3) Stream Jet

Size of Concrete Pad

Dimensions: 54' 8" x 33' 10"
Total Area: 1,788 sq. ft.

*This example assists in creating a design direction based on scale of project and number of water elements being considered.





Budgetary Examples

Independent Recirculation System (Not Sequencing)

Splash Pad Data

Total Feature Flow Rate
108 GPM

- Spray Features**
- AquaHedra®
 - CanopyBucket
 - HydroHelix with Acrylic
 - (2) JetStream
 - Tot WellSpring
 - WaterWay
 - Crown Jet
 - Funnel Twist
 - (3) Stream Jet
 - (2) Triple Arch Jet

Size of Concrete Pad
Dimensions: 50' 0" Diameter
Total Area: 1,964 sq. ft.

*This example assists in creating a design direction based on scale of project and number of water elements being considered.





Budgetary Examples

Independent Recirculation System (Not Sequencing)

Splash Pad Data

Total Feature Flow Rate

479 GPM


Spray Features

- SplashPack Lion
- SplashPack Seal
- TotPack Bee
- TotPack Ladybug
- TotPack Turtle
- BeachedWreck
- SeaCannon
- Water Dome
- Arch Jet
- (2) Bubbler
- Crown Jet
- Curvy Jet Manifold
- Funnel Twist
- Ground Funnel
- (3) Junior Water Jewel
- Mini Pillar
- Rooster Spray
- (2) Sea Crawler
- Stream Jet
- (2) Stream Jet Triangle
- (2) Triple Mist Nozzle
- (2) Tot Ground Spray Cover

Size of Concrete Pad

Dimensions: 64' 0" Diameter
Total Area: 3,217 sq. ft.

*This example assists in creating a design direction based on scale of project and number of water elements being considered.



Top View





Budgetary Examples

Independent Recirculation System (Not Sequencing)


Splash Pad Data

Total Feature Flow Rate
238 GPM

- Spray Features**
- AquaFlier
 - AquaGather Station
 - DragonFlier
 - FloraSpout
 - FloraSwirl
 - JetStream
 - (3) RippleRun Small Rung
 - RocketStream
 - SprayShroud
 - SprayStacker
 - VersoSplash®
 - WellSpring
 - (2) Funnel Twist
 - (2) Junior Water Jewel
 - (2) Stream Jet
 - (2) Triple Arch Jet

Size of Concrete Pad
Dimensions: 72' 6" x 43' 0"
Total Area: 3,118 sq. ft.

*This example assists in creating a design direction based on scale of project and number of water elements being considered.





Budgetary Examples

Independent Recirculation System (Not Sequencing)



Splash Pad Data

Total Feature Flow Rate

360 GPM

Spray Features

Multi Play Canopy
Banana Bucket Tree
(2) Misting Palm
Snake Water Noodle
AquaGather Station
SplashPack Swimming Hippo
Curvy Jewel Manifold
Junior Water Jewel
(2) Stream Jet
(2) Triple Mist Nozzle
(2) Stream Jet

Size of Concrete Pad

Dimensions: 60' 0" Diameter
Total Area: 2,827 sq. ft.

*This example assists in creating a design direction based on scale of project and number of water elements being considered.



Budgetary Examples

Independent Recirculation System (Not Sequencing)

Splash Pad Data

Total Feature Flow Rate

661 GPM

Spray Features

- Multi Play Tubular
- Pipe Water Bar
- Tot Rotating Water Ball
- Shower Water Dome
- Tot Arch
- (2) Tot Ground Spray Cover
- (2) Twist N Spray
- Water Bucket Brigade
- (3) Water Globe
- (2) Water Shower
- Water Spout
- Water Tent
- Acrylic Tot Shower Dome
- Arch Jet Manifold
- Curvy Jet Manifold
- (2) Funnel Twist
- (2) Geyser
- Junior Water Jewel
- Triple Arch Jet
- (2) Triple Mist Nozzle

Size of Concrete Pad

Dimensions: 79' 0" x 72' 1"
Total Area: 4,321 sq. ft.

*This example assists in creating a design direction based on scale of project and number of water elements being considered.



Top View



Budgetary Examples

Independent Recirculation System (Not Sequencing)

Splash Pad Data



Total Feature Flow Rate

355 GPM

Spray Features

Acrylic Tot Shower Dome
AquaGather Station
AquaHedra®
FlashFlood
HydroHelix with Acrylic
(3) JetStream
Nautilus2
PalmSpring
SplashPack Frog
SplashPack Lizard
SplashPack Turtle
SprayStacker
WhirlFlex
WaterWay
Crown Jet
Curvy Jet Manifold
(2) Ground Funnel
Stream Jet Triangle

Size of Concrete Pad

Dimensions: 122' 0" x 72' 0"
Total Area: 6,428 sq. ft.

*This example assists in creating a design direction based on scale of project and number of water elements being considered.



Budgetary Examples

Independent Recirculation System (Not Sequencing)

Splash Pad Data

Total Feature Flow Rate

528 GPM

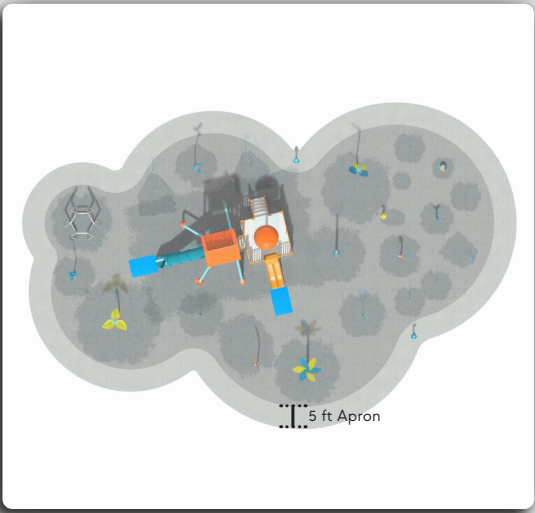
Spray Features

- Multi-Level Climb N Slide
- AquaArc with Acrylic
- AquaBud with Acrylic
- AquaFlier
- AquaHedra®
- BloomBurst Rise
- FloraSwirl
- GeoMister Large
- LeafCrown
- (2) SprayVine with Acrylic
- Tot WellSpring with Acrylic
- VaporArc with Acrylic
- Crown Jet
- (2) Junior Water Jewel
- Sea Crawler
- (2) Stream Jet
- (2) Triple Arch Jet
- (2) Triple Mist Nozzle

Size of Concrete Pad

Dimensions: 110' 6" x 73' 3"
Total Area: 5,997 sq. ft.

*This example assists in creating a design direction based on scale of project and number of water elements being considered.



Top View





Budgetary Examples

Independent Recirculation System (Not Sequencing)

Splash Pad Data

Total Feature Flow Rate

517 GPM

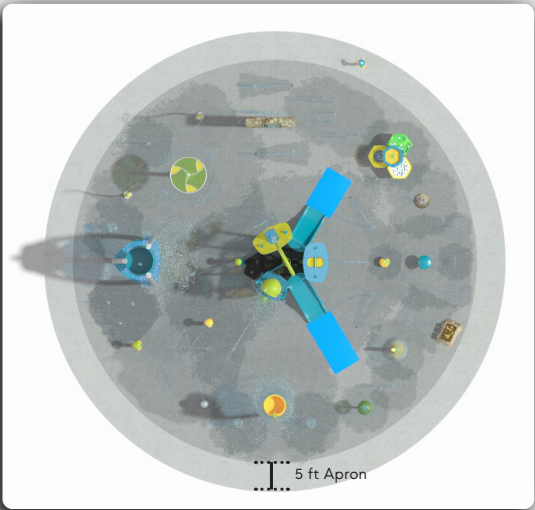
Spray Features

- Acrylic Tot Shower Dome
- AquaGather Station
- FlashFlood
- GeoMister Large
- HydraHub1
- HydroHelix with Acrylic
- (3) HydroSphere
- Mini FlashFlood
- SprayShroud
- (2) SprayVine
- WhirlPad
- AquaFalls
- SeaDome
- SeaTreasure
- (4) Arch Jet
- Curvy Jet Manifold
- (3) Mini Pillar
- Rooster Spray
- (2) Sea Crawler
- (2) Stream Jet
- Stream Jet Triangle

Size of Concrete Pad

Dimensions: 66' 5" Diameter
Total Area: 3,463 sq. ft.

*This example assists in creating a design direction based on scale of project and number of water elements being considered.



Top View





Budgetary Examples

Independent Recirculation System (Not Sequencing)



Splash Pad Data

Total Feature Flow Rate
600 GPM

- Spray Features**
- Multi-Level Climb N Slide
 - Nautilus2
 - RocketShip FlashFlood
 - (2) Funnel Twist
 - (3) Junior Water Jewel
 - (4) Sea Crawlers
 - (3) Stream Jet
 - (2) Triple Arch Jet

Size of Concrete Pad
Dimensions: 85' 0" Diameter
Total Area: 5,675 sq. ft.

*This example assists in creating a design direction based on scale of project and number of water elements being considered.



Budgetary Examples

Independent Recirculation System (Not Sequencing)

Splash Pad Data

Total Feature Flow Rate
481 GPM

- Spray Features**
- HydraHub2
 - Water Tower
 - AquaGather Station
 - (3) HydroSphere
 - SprayStacker
 - WhirlPad
 - Arch Jet Manifold
 - (2) Bubbler
 - Curvy Jet Manifold
 - Funnel Twist
 - (3) Sea Crawler
 - (2) Stream Jet Triangle

Size of Concrete Pad
Dimensions: 100' 0" x 83' 0"
Total Area: 6,519 sq. ft.

*This example assists in creating a design direction based on scale of project and number of water elements being considered.



Top View